

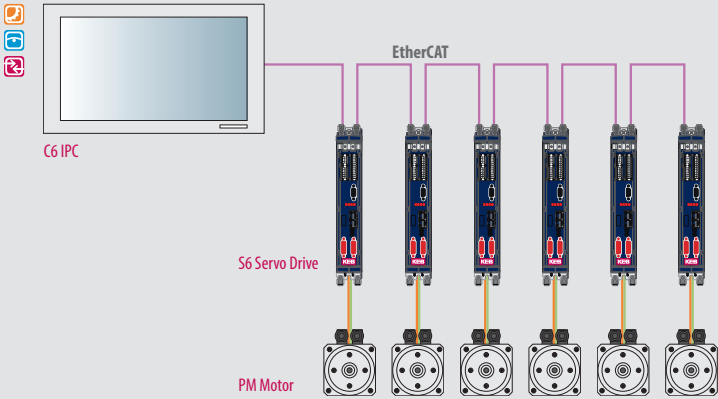


C6 E22



HIGHLIGHTS

- Fanless IPC up to 50 °C operating temperature
- Intel® Bay Trail Platform with 64 Bit architecture
 - Celeron® J1900 2 Ghz, 4 Cores, 4 Threads
- Wide range of 16 million colours LED backlight TFT LCD Displays with resistive or capacitive touch technology
 - 4:3 Format: 10.4", 12.1", 15", 17" (5:4); 19" (5:4); 16:9 Format: 10.1", 12.1" (16:10), 15.6", 18.5", 21.5", 24"
- Slim Version (SL) for installation situations with limited space
- Smart memory concept for maximum flexibility in application

C6 E22 PANEL



CPU

Processor	Intel® Celeron® J1900, 2.00 GHz (2.42 GHz Burst), 2 MB L2 cache, 4 cores, 4 threads
System memory	RAM 2 GB (1 x SODIMM DDR3 Module)
Graphic controller	Intel® HD Graphics integrated in Intel® Celeron™ microprocessor, 688 MHz

MASS MEMORY

mSATA	32 GB for operating system and runtime environments (internal, not removable)
Cfast slot	16 GB or expandable memory sizes as project memory for free use

OPERATING DATA

Power supply	18 . . . 32 V DC (isolated power supply)
Operating environment	0 . . . 50 °C, Rel. humidity 80 % (without condensation)
Storage conditions	-20 . . . 60 °C, Rel. humidity 80 % (without condensation)
Protection class	IP66 front

OPERATING SYSTEM

Windows Embedded Standard 7P 32 Bit

APPROVALS

CE (EN 55022, EN 61000-3-2/3, EN 55024, EN 60950-1), cULus LISTED (UL508)

PANEL resistive

Display size	10.4"	12.1"	15"	17"	19"
Format	4:3	4:3	4:3	5:4	5:4
Resolution	800 x 600	800 x 600	1024 x 768	1280 x 1024	1280 x 1024
Colours	16 M	16 M	16 M	16 M	16 M
Brightness	400 cd/m ²	500 cd/m ²	500 cd/m ²	350 cd/m ²	350 cd/m ²
Viewing angle (L:R/O:U)	160°, 140°	160°, 140°	170°, 170°	170°, 160°	170°, 170°
Touch technology	Resistive 5 wire				
Front panel	Aluminium. Polycarbonate				

PANEL WIDE resistive


Display size	10.1"W	12.1"W	15.6"W	18.5"W	21.5"W	24"W
Format	16:10	16:10	16:9	16:9	16:9	16:9
Resolution	1280 x 800	1280 x 800	1366 x 768	1366 x 768	1920 x 1080	1920 x 1080
Colours	16 M	16 M	16 M	16 M	16 M	16 M
Brightness	400 cd/m ²	400 cd/m ²	400 cd/m ²	300 cd/m ²	300 cd/m ²	300 cd/m ²
Viewing angle (L:R/O:U)	160°, 160°	176°, 176°	170°, 160°	150°, 140°	178°, 178°	178°, 178°
Touch technology	Resistive 5 wire					
Front panel	Aluminum. Polycarbonat					

PANEL WIDE capacitive


Display size	10.1"W	12.1"W	15.6"W	18.5"W	21.5"W
Format	16:10	16:10	16:9	16:9	16:9
Resolution	1280 x 800	1280 x 800	1366 x 768	1366 x 768	1920 x 1080
Colours	16 M	16 M	16 M	16 M	16 M
Brightness	400 cd/m ²	400 cd/m ²	300 cd/m ²	300 cd/m ²	300 cd/m ²
Viewing angle (L:R/O:U)	170°, 170°	176°, 176°	170°, 160°	170°, 160°	178°, 178°
Touch technology	Capacitive 4 Finger				
Front panel	Aluminium, Glass				

C6 E22 PANEL

PANEL SL



PANEL S1



INTERFACES	SL	S1
Ethernet / EtherCAT®	2 x Ethernet 10/100/1000 Mbps (2 x Intel® I210)	2 x Ethernet 10/100/1000 Mbps (2 x Intel® I210)
USB on front	1 x USB 2.0 (resistive)	1 x USB 2.0 (resistive)
USB on back	1 x USB 3.0, 2 x USB 2.0	1 x USB 3.0, 2 x USB 2.0
Serial interface	1 x RS232 (DB9M)	1 x RS232 (DB9M)
Monitor output	1 x DVI-I (DVI-D + VGA, for VGA an adapter is required)	1 x DVI-I (DVI-D + VGA, for VGA an adapter is required)
Expansion slot	-	1 x PC (for fieldbus cards)
Add-on interface	-	1 x RS232/422/485 opto isolated + 1 x USB 2.0 (Type -A) 1 x Ethernet 10/100/1000 Mbps

	LCD TFT	A	B	C	D	E1L	E1H	E2	F (SL/S1)	G	H
Resistive	10,1"W	293	212	277	196	8	8	8	29 / -	19	5
	10.4"	300	245	280	225	10	10	10	29 / 77	19	5
	12,1"	335	270	315	250	10	10	10	29 / 77	19	5
	12,1"W	331	234	313	216	9	9	9	29 / 77	21	5
	15"	390	315	370	295	10	10	10	29 / 77	19	6
	15,6"W	430	275	410	255	10	10	10	29 / 77	19	6
	17"	455	355	435	335	10	10	10	29 / 77	21	6
	18,5"W	500	320	480	300	10	10	10	29 / 77	21	6
	19"	490	388	470	368	10	10	10	29 / 77	23	6
	21,5"W	579	367	559	347	10	10	10	29 / 77	23	6
24"W	640	402	620	382	10	10	10	29 / 77	21,3	8	
Capacitive	10,1"W	293	212	277	196	8	8	8	29 / -	20	5
	12,1"W	331	222,5	313	216	9	9	9	29 / 77	22	5
	15,6"W	433	280,5	410	255	15	10,5	11,5	29 / 77	36	6
	18,5"W	503	320,5	480	300	10	10,5	11,5	29 / 77	35	6
	21,5"W	581,5	367,5	559	347	10	10,5	11,5	29 / 77	35	8
	24"W	640	402	620	382	10	10	10	29/77	21	8

